



Restaurant/Lounge Seating Look Book



MODERNE

All shown in optional chrome. Custom backs available.



model		
S10-SQ		
w	d	h
20"	21¼"	32¾"



model		
S10-BT		
w	d	h
20"	21¼"	35"



model		
S10-RD		
w	d	h
20"	21¼"	35½"



model		
N6-SQ		
w	d	h
20¾"	23"	34"



model		
N6-BT		
w	d	h
20¾"	23"	36¼"

SQUARE CHAIR

Square Chair designed by Bruce Sienkowski, 2B Studio.



model		
N6-RD		
w	d	h
20¾"	23"	36½"



model		
S10 models stack 10 high.		
All S10 models stack frame-on-frame up to 10 high.		



model		
N6 models nest 6 high.		
All N6 models nest seat-on-seat up to six high.		



model		
11/1		
w	d	h
17"	20¾"	33½"
Shown with standard matching wood seat.		



model		
11/2		
w	d	h
17"	20¾"	33½"
Shown with standard MTS COMFORTweb® upholstered seat.		

CAFÉ FLEX™

All models available with any combination of wood/upholstery seats and backs. Café Flex designed by Kerstin Bartlmae, Pat. #7,014,268. Custom backs available.



model		
291		
w	d	h
16½"	22"	32"



model		
293		
w	d	h
16½"	22"	32½"



model		
295		
w	d	h
16½"	22"	35"



model		
292		
w	d	h
16½"	22"	32"



model		
294		
w	d	h
16½"	22"	32½"



model		
296		
w	d	h
16½"	22"	35"

CAFÉ TWIST

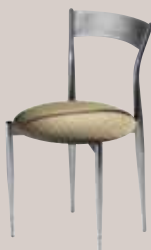
All models available with any combination of wood/upholstery seats and backs. Café Twist designed by Kerstin Bartlmae, Pat. D429,911. Custom backs available.



model		
293-UPS		
w	d	h
16½"	22"	32½"



model		
Nests 4 High		
Café Flex chair models nest 4 high and are available in matching barstools.		



model		
193		
w	d	h
17"	19"	31"



model		
194		
w	d	h
17"	19"	31"



model		
195-UPS		
w	d	h
17"	19¾"	32"



model		
196		
w	d	h
17"	19¾"	32"



model		
Nests 6 High		
All Café Twist chair models nest up to 6 high and are available in matching barstools.		

TOLEDO™ CHAIR

Upholstered pullover seats and maple wood seats can be specified on any model. Custom backs available.



model		
187		
w	d	h
18¼"	20"	31¾"



model		
187-WS		
w	d	h
18¼"	20"	31¾"



model		
188		
w	d	h
18¼"	20"	31¾"



model		
189		
w	d	h
18¼"	20"	31¾"



model		
189-UPS		
w	d	h
18¼"	20"	31¾"



Nests 6 High
Toledo Chair models nest up to 6 high and are available in matching barstools.

IMPILATO

Impilatos stack up to 12 high in less than 6' of space. Matching barstools not available. Custom backs available.



model		
12-SIX-U		
w	d	h
18¾"	23¼"	32¼"



model		
12-SIX-UT		
w	d	h
18¾"	23¾"	32½"




model		
12-SIX-W		
w	d	h
18¾"	23"	32"



model		
12-SIX-WHH		
w	d	h
18¾"	23"	32"



model		
12-SIX-M		
w	d	h
18¾"	23"	32¼"



Stacks up to 12 high
Impilato chairs stack leg-on-leg up to 12 high in less than 6' of space.

CHAIRAZ®

Chairaz designed by Joe Ricchio.



model		
12/1		
w	d	h
19¾"	20¾"	34½"
Shown with optional premium metal glides.		



Nests 6 High
Lightweight aluminum frame allows nesting of six high.



model		
10/1		
w	d	h
20"	22¾"	36"



model		
10/2 DB		
w	d	h
20"	22¾"	36"
Featuring a low profile COMFORTweb® seat		



model		
10/2-3x3		
w	d	h
20"	22¾"	36"
Featuring a low profile COMFORTweb® seat		



model		
10/2 WB		
w	d	h
20"	22¾"	36"
Featuring a low profile COMFORTweb® seat		



Back detail.

MICAH™

All aluminum frame. Custom back designs available. Micah designed by Bruce Sienkowski, 2B Studio.

OVATION™

All Ovation back designs, are available in matching barstools. Custom backs available.



model		
171 Upholstered		
w	d	h
22¾"	21¼"	31"
Standard with COMFORTweb® seat		



Nest 4+ High
All Ovation models are nestable up to 4+ high.



model		
174 Wave		
w	d	h
22¾"	21¼"	31"
Standard with COMFORTweb® seat. Available with an optional maple wood seat.		



model		
175 w/custom back		
w	d	h
22¾"	21¼"	31"
All wood and metal back models are available with an optional custom back design.		



model		
177 Four Stripes		
w	d	h
22¾"	21¼"	31"
Maple wood back and seat.		

DESIGNER CLASSICS 800 SERIES

These products are covered by the following patent and/or patent(s) pending: Pat. D485,085. Custom backs available on most models.



Deep contoured back for ultimate comfort.



Optional nail trim.

model
808 Nouveau

w	d	h
19"	23"	35"

Shown with optional antique brass nail back.



model
809 Deco

w	d	h
18¼"	21"	34¼"

Pullover upholstered seat standard. Optional wood or metal seat also available.



model
813 Luckhardt

w	d	h
17½"	22"	36¼"



model
813-UB Luckhardt

w	d	h
17½"	22"	36¼"

Shown with optional upholstered back.



model
815 Gragg

w	d	h
17½"	20¼"	35¼"

Shown with optional 2 tone back insert. Standard in same finish.



model
822 Behrens

w	d	h
17½"	20¼"	35¼"

CONTEMPO™

All models available in a variety of upholstery options. Contact MTS for details.



model
823 Wagner

w	d	h
17½"	21"	35¼"

Shown with optional saddle-style maple wood seat.



model
825 Hoffman

w	d	h
17½"	21"	35¼"



All 800 Series are standard with the COMFORTweb® unless noted. All Design Classic Series (except 808) are available with an optional saddle-style maple-ply seat. Optional custom back designs available on most models.



To add arm chair option – specify – AR after model. Specify PAC for plastisol arm (top), OMA for maple wood arm (bottom).



model
298

w	d	h
18¾"	22¼"	36"

Also available as matching barstool.



model
299

w	d	h
23½"	23¾"	33¾"

BOLERO

From the MTS Burgess® Collection. Lightweight high-strength aluminum alloy frame, nestable up to 6 high. Standard with COMFORTweb® seat.



model
299

w	d	h
23½"	23¾"	33¾"

Shown with BTT option (two-tone button).



model
80/1

w	d	h
20"	22¾"	37"



model
80/2

w	d	h
20"	22¾"	37"



model
80/3

w	d	h
20"	22¾"	37"



model
80/4

w	d	h
20"	22¾"	37¾"



model
80/5

w	d	h
20"	22¾"	37¾"



model
80/6

w	d	h
20"	22¾"	37¾"

SALON SERIES

From the MTS Burgess™ Collection. Elegant dining chairs featuring lightweight, high-strength aluminum alloy frame. COMFORTweb® seat standard. Nests seat-on-seat 6+ high freestanding.



model
94/1

w	d	h
17¾"	22½"	35½"



model
94/3

w	d	h
17¾"	22½"	35½"



model
95/1

w	d	h
19"	22"	36"



All models with corner details may be ordered in five optional finishes: chrome, gold, mahogany, dark walnut, and chestnut. Federally registered trademark.



model
95/2

w	d	h
19¾"	22"	34"



model
95/4

w	d	h
18½"	23"	38½"



The MTS Burgess Collection



To add arm chair option, specify AR after model.

EUROGROUP

Coordinating Barstools available unless noted.



model
756 Milano
w **d** **h**
24¼" 23" 32½"
Shown with optional wood end caps and standard COMFORTweb® seat. Wood seat and barstool not available.



model
754 Vincente
w **d** **h**
20¼" 21" 32½"
Shown with optional wood end caps and optional COMFORTweb® seat.



model
720 Milano
w **d** **h**
24¼" 23" 32½"
COMFORTweb® seat and contoured back are standard. Not available in barstool (see Vincente).



model
728 Milano
w **d** **h**
24¼" 23" 32½"



model
730 Vincente
w **d** **h**
20½" 21" 32½"



model
733 Vincente
w **d** **h**
20½" 21" 32½"
Features lumbar support.



model
703 LaBella®
w **d** **h**
18¼" 22¾" 36¾"



model
703-CHO LaBella®
w **d** **h**
18½" 22¾" 36¾"




model
704 LaBella®
w **d** **h**
23¾" 22¾" 36¾"
Also available without arms, specify model 703.



model
715-S LaBella®
w **d** **h**
18¼" 22¾" 36¾"
Features lumbar support.



model
741 LaBella®
w **d** **h**
18¼" 22¾" 36¾"



COMFORTweb® seating features flexible stretch band support under 2" of luxurious COMFORTmode® foam. Standard on all Euro Group/LaBella models and 756 Milano. Optional on EuroWoods and Americana Woods.

AMERICANA™

All Americana models available in matching barstools.



model
922
w **d** **h**
19" 19¼" 31"
Exposed back fasteners and pullover seat.



model
932
w **d** **h**
17¾" 21½" 35¾"
Extra deep COMFORTweb® seat standard.



model
933-B
w **d** **h**
17¾" 21" 35"
Extra deep COMFORTweb® seat standard. Shown with optional two-tone button, seat and back welt.



model
942
w **d** **h**
17¾" 19½" 32"



model
944
w **d** **h**
17¾" 19¾" 32"
Shown with optional maple wood saddle-style seat.



model
945
w **d** **h**
17¾" 19½" 32"

DINEPLUS™ 20

20" wide for added comfort.

AMERICAN CLASSICS

Also available in matching/coordinating barstools.



model
946
w **d** **h**
17¾" 19¾" 32"
Shown with standard pullover seat.



model
948
w **d** **h**
17¾" 19½" 32"
Shown with standard pullover seat.



model
983
w **d** **h**
20" 22½" 34"
Available with a drop edge seat.



model
984
w **d** **h**
20" 23" 36¼"
Available with a drop edge seat.



model
141-VC
w **d** **h**
16½" 22¾" 32¾"
Shown with optional Retro V-channel back and two-tone back welt.



model
143-B
w **d** **h**
16½" 22¾" 32¾"
Shown with optional two-tone button/welt on back and two-tone welt on seat. Specify BTT and TTS.



model
143
w **d** **h**
16½" 22¾" 32¾"

AMERICANA WOODS™

All Americana Woods models available in matching barstools. Custom backs available.



model
921

w	d	h
18½"	19¼"	31"

Shown with standard maple wood saddle seat.



model
951

w	d	h
17½"	20"	32½"

Shown with standard maple wood saddle seat.



model
952

w	d	h
17½"	20"	32"

Shown with optional pullover seat with two-tone seat welt.



model
953

w	d	h
17½"	20¼"	33½"

Shown with standard maple wood saddle seat.



model
954

w	d	h
17½"	20¼"	33"

Shown with standard maple wood saddle seat.



model
956

w	d	h
17½"	20"	32"

Shown with standard maple wood saddle seat.

SCHOOLHOUSE

All Schoolhouse chairs feature a lumbar support back and side chairs are available in matching barstools. Custom backs available.



model
981

w	d	h
18½"	23½"	34"

Matching barstool available.



model
981-AR

w	d	h
23½"	23½"	34"



model
982

w	d	h
18½"	23½"	35"

Matching barstool available.



model
981

w	d	h
18½"	23½"	34"

Shown with optional cobbler-style seat.



Cobbler style seat with brass nails. Specify CWF.



model
981-UB

w	d	h
18½"	23½"	34"

Shown with optional COMFORTweb® seat.



model
981-UB

w	d	h
18½"	23½"	34"

Shown with optional COMFORTweb® seat, Brass nail edge (BNE) and Brass nail inside back (BNI).



Brass nail. Specify inner back (BNI).



COMFORTweb® seat (CWS) with brass nail edge (BNE).

Bar and Lounge Seating

CLUB SERIES

810, 831, 832 available with optional casters.



model
831 Novella

w	d	h
27½"	28"	34"



model
831-TA Novella

w	d	h
27½"	28"	34"

Shown with optional tablet arm.



model
810-CHI Marquis

w	d	h
29½"	24½"	31"

Shown with optional channels.



model
832 Essence

w	d	h
27¾"	28"	35¼"



model
909-C-PI

w	d	h
26"	25"	33½"

Shown with optional two-tone (striped fabric) insert.



model
909-C-PI-BTI

w	d	h
26"	25"	33½"



model
909-C-PI-CHI

w	d	h
26"	25"	33½"



model
7523-C-N

w	d	h
25"	23½"	31¾"



model
901-30-N

w	d	h
25"	23½"	43¼"



model
901-30-N-CHI

w	d	h
25"	23½"	43¼"

Shown with optional Channels Inside Back (CHI).



model
901-30-K

w	d	h
21½"	23"	42¾"

Shown with optional Brass Nail Trim (BNO).



Brass nail outer back (BNO).



model
901-30-K-BTO

w	d	h
21½"	23"	42¾"

Shown with optional upholstered Button Tufted Outside Back (BTO).



Button tufted outside back (BTO).



model
902-30-G Swivel
w d h
20½" 20½" 43"



model
902-30-K
w d h
21½" 23" 42¾"



model
159-30
w d h
17" 17" 30½"

Available in 1" incremental heights from 24" to 30" as option.



model
901-30-RD Swivel
w d h
18½" 18½" 29½"



model
902-30-RD Swivel
w d h
18½" 18½" 29½"



model
911-30
w d h
18½" 18½" 30½"

Standard with brass nail trim. Without nail trim, specify Model 910-30.



model
912-30
w d h
18½" 18½" 30½"

COMFORTweb® seat standard.

OVATION™

Custom backs available.



model
173-30 Steamback
w d h
22¾" 21¼" 42¾"



model
174-30 Wave
w d h
22¾" 21¼" 42¾"



model
177-30 Four Stripes
w d h
22¾" 21¼" 42¾"



model
291-30 Triangle
w d h
16½" 22" 45"



model
293-30 Bowtie
w d h
16½" 22" 45½"



model
295-30 Oval
w d h
16½" 22" 48"

CAFÉ FLEX™

Available in any combination of wood/upholstered seats and backs. Custom backs available.

DESIGNER CLASSICS 800 SERIES

Custom backs available.



model
808-30 Nouveau
w d h
19" 22" 44"



model
809-30 Deco
w d h
18¼" 21¼" 44"



model
813-30 Luckhardt
w d h
17½" 21¼" 45¾"



Specify 813-30-UB



model
815-30 Gragg
w d h
19" 20" 44¾"



model
823-30 Wagner
w d h
19" 21" 44¾"



model
825-30 Hoffman
w d h
19" 21" 44¾"

CAFÉ TWIST

Custom backs available.



model
193-30
w d h
19½" 19" 42¾"



model
194-30
w d h
19½" 19" 42¾"



model
195-30
w d h
19½" 19" 43¾"



model
981-30
w d h
17¼" 21" 43"



model
982-30
w d h
17¼" 21" 44"



model
982-30-UB
w d h
17¼" 21" 44"

Shown with optional COMFORTweb® seat and Brass nails on Inside Back (BNI).

SCHOOLHOUSE

Custom backs available.

AMERICANA WOODS™

Custom backs available. Models 951-30 through 956-30 standard with saddle-style maple seat. Optional COMFORTweb® seat available.



model
921-30
w d h
18¼" 19¾" 42¾"
Shown with optional maple wood saddle-style seat.



model
951-30
w d h
17½" 20" 43"



model
952-30
w d h
17½" 20" 42½"



model
953-30
w d h
17½" 20¼" 43½"



model
954-30
w d h
17½" 20¼" 43½"



model
956-30
w d h
17½" 20" 42½"

AMERICANA™



model
942-30
w d h
17¾" 20" 42½"



model
944-30
w d h
17¾" 20¼" 42½"
Shown with optional maple wood saddle-style seat.



model
945-30
w d h
17¾" 20" 42½"



model
946-30
w d h
17¾" 20" 42½"



model
948-30
w d h
17¾" 20" 42½"

EURO GROUP



model
733-30 Vincente
w d h
20½" 20¾" 43½"
COMFORTweb® seat standard.



model
730-30 Vincente
w d h
20½" 20¾" 43½"
COMFORTweb® seat standard.



model
754-30 Vincente
w d h
20½" 20¾" 43½"
Standard with maple ply saddle-style seat.



model
709-30 LaBella®
w d h
16" 16" 30¾"
COMFORTweb® seat standard.



model
703-30 LaBella®
w d h
18¼" 21" 44"



model
715-30 LaBella®
w d h
18¼" 21" 44"

TOLEDO™

Custom backs available.



model
187-30
w d h
19¼" 20½" 42½"
Metal back with upholstered seat.



model
188-30
w d h
19¼" 20½" 42½"
Upholstered back and seat.



model
189-30
w d h
19¼" 20½" 42½"
Wood back and seat.

MODERNE

Shown as 30" barstools, also available in 24" height. Custom backs available.



model
10-30-SQ
w d h
18" 22" 44¾"
Shown in optional chrome.



model
10-30-BT
w d h
18" 22" 47"
Shown in optional chrome.



model
10-30-RD
w d h
18" 22" 47¾"
Shown in optional chrome.

SQUARE CHAIR

MICAH™

All aluminum frame. Custom backs available. All models shown with optional premium metal glides.



model
11/1-30
w d h
17" 20½" 43¼"



model
11/2-30
w d h
17" 20½" 43¼"
Shown with standard COMFORTweb® seat.



model
10/1-30
w d h
18" 22¼" 45"



model
10/2-30
w d h
18" 22¼" 45"



model
10/3-30
w d h
18" 22¼" 45"
Upholstered inner back and COMFORTweb® seat.



model
10/1-30BB
w d h
16" 16" 30"



model
10/2-30BB
w d h
16" 16" 30"

CHAIRAZ®

AMERICAN CLASSICS

Bright Chrome Standard.



model
12/1-30
w d h
19¾" 21¼" 42"
Shown with optional premium metal glides.



model
141-30
w d h
16½" 23¾" 44"



model
145-30/141-VC Swivel
w d h
16¾" 21½" 43¾"
Shown with optional V-Channel



model
143-30
w d h
16½" 23¾" 43¾"



model
145-30/RD Swivel
w d h
16¾" 16¾" 30½"



model
145-30/RM Swivel
w d h
16¾" 16¾" 30"

CUSTOM BACK DESIGNS

Available on a wide variety of MTS chairs and barstools, custom backs offer the ultimate in personalized seating. Your company logo, decorative shape or favorite design element makes any environment uniquely yours.

Custom shapes can be cut-out or laser-etched in wood backs, cut-out in metal backs, or embroidered on select upholstered backs. Choose from 100's of models from many of our seating lines. Have an idea? We'll work with you to achieve your unique made-to-order look. Simply contact one of our Sales Coordinators at 734-847-3875 with your requirements.



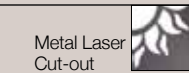
Wood Laser/
CNC Cut-out



Embroidery on
upholstered
back



Wood Laser
Etch



Metal Laser
Cut-out

Restaurant/Lounge Tables

SOLID WOOD TABLE TOPS

All 370-380 series tops are standard in Maple. Optional Red Oak available, specify OAK. Optional 3½" radiused corners are available.



model
370 Eased Edge
1¼" thick. Continuous strip, solid butcherblock with eased edge.



model
371 Bullnose Edge
1¼" thick. Continuous strip, solid butcherblock with bullnose edge.



model
372 Ogee Edge
1¼" thick. Continuous strip, solid butcherblock with ogee edge.



model
375 Eased Edge
1¼" thick. Continuous strip, solid butcherblock with eased edge.



model
376 Bullnose Edge
1¾" thick. Continuous strip, solid butcherblock with bullnose edge.



model
377 Ogee Edge
1¾" thick. Continuous strip, solid butcherblock with ogee edge.



model
380 Eased Edge
1¼" thick. 1½"-3" wide continuous strip, plank style tops with eased edge. No end to end joints.



model
381 Bullnose Edge
1¼" thick. 1½"-3" wide continuous strip, plank style tops with bullnose edge. No end to end joints.



model
382 Ogee Edge
1¼" thick. 1½"-3" wide continuous strip, plank style tops with ogee edge. No end to end joints.



Maple (Standard)




Red Oak (Optional)

WOOD EDGE TABLE TOPS



model 311
1 1/4" x 1 1/4" Square Maple or Optional Red Oak Edge




model 313
1 1/4" Square exposed Maple or Optional Red Oak with trimmed laminate overlay.



model 315
1 1/4" x 1 1/4" Bullnose Maple or Optional Red Oak Edge



model 316
1 1/4" Bullnose exposed Maple or Optional Red Oak with trimmed laminate overlay.



model 321
1 1/4" x 1 1/4" Bullnose Maple or Optional Red Oak Edge



model 330
1 1/4" x 2 1/2" Bullnose Maple or Optional Red Oak Edge



model 331
1 1/4" x 2 1/2" Square Maple or Optional Red Oak Edge




model 332
1 1/4" x 2 1/2" Square Maple or Optional Red Oak Edge w/ Laminate or Brass Insert.




331 with CI-22R-3LS base




350 with 1522-2 base



model 333
1 1/4" x 2 1/2" Reverse Square Knife Edge Maple or Optional Red Oak



model 350
1 1/4" Bullnose Birchply



model 351
1 1/4" Knife Edge Birchply.



model 352
1 1/4" Reverse Knife Edge Birchply.


LAMINATE SELF EDGE TABLE TOPS




210 with CI-22-3LS base with optional self-leveling glides. Specify ONL.




215 with optional two-tone beveled edge and CI-22R-3LS base.



model 210
1/4" Self Edge



model 211
1/4" Self Edge



model 214
1 1/4" Beveled Self Edge. Available in two-tone option as shown.



model 215
1 1/4" Beveled Self Edge. Available in two-tone option as shown.

SIERRA SOLIDS



261 Roundover Edge



262 Ogee Edge



264 Bullnose Edge



265 Chamfer Edge


Textures shown smaller than actual size to reproduce more color.

Note: Z80 Mahogany, Z81 Dark Chocolate, Z82 Milk Chocolate are only available on 261 and 264 tops.

GRANITO SERIES

Introducing the Granito™ 270 Series of tabletops from MTS, with the look of granite, and a color consistency that is unmatched. The high-gloss finish is easily cleaned and unlike many materials, it is both durable and renewable.

Offered in eight color combinations – in our most popular round, square and rectangular sizes – Granito Series tabletops are designed with a 1¼" eased flat edge. The flat vertical edge allows the tables to be butted against one another while the eased edge and corners eliminate sharp corners and help prevent wear.



Colors shown actual size.



VINYL AND METAL EDGE TABLE TOPS

Vinyl Gives You The Edge On Durability

Our vinyl-edge 232 and 234 Series deliver maximum performance in high traffic applications. Durable vinyl protects table edges and stands up to wear and tear beautifully. The result is long-lasting durability where you need it most. A perfect balance of aesthetics and pragmatics.



232 Series




250



255


234 Series



INLAY, FOLD-A-LEAF™ AND PADDED TABLE TOPS



210 edge square top with double inlay and radiused corners with 4322-2LS base



Single inlays (2 colors)

Double Inlays (3 colors)



Fold-a-Leaf® Available in limited sizes.



202 Series Padded Table Top with protective bumper edge.



205 Series Padded Table Top.



Padded Table Top Cut-away. Featuring "Industrial Grade" board substrate with radiused edges to reduce wear and tear on padded vinyl cover.

Custom design/Logo table tops

Custom laminates utilizing digital imaging (seamless inlays) for custom logos and designs are available. Contact MTS with the quantity, size(s), color and design requirements for quotation.

TABLE BASES



CI Cross 4300 Reeded 1500 CI Tri Leg 3500 Checkerboard CI Round 3400 Hobnail 4400 Orbit 3300 Sundance 3000 Chrome Round 4500 Aztec CI Square Stainless Optional Steel Square Base Collar*

MTS Table bases are available in many different sizes as well as standard table and stand-up heights. Contact MTS for further information.

* Available on CI Round bases only.

A COMPLETE LINE OF HOSPITALITY PRODUCTS

Banquet, Meeting and Conference Seating



Alpha/Omega Chiavari Congresso elan Impilato MTS Burgess Bolero MTS Burgess Como MTS Burgess Vario 600 Series SigmaStacker Theta MTS Burgess Vio

Restaurant, Club and Lounge Seating



American Classics Americana Americana Woods Cafe Flex Cafe Twist Chairaz Club Series Contempo Designer Classics Fully Upholstered LaBella Micah MTS Burgess Salon Moderne Ovation Schoolhouse Square Chair Toledo Barstool Vincente

Tables and Bases



Folding Tables Restaurant/Club Tables Tri-Height Cocktail Tables

Staging Products



TransFold™ Stages Mobile Stages

Sit Green.


It's not just a seat. It's a style.

MTS Seating is sensitive to the impact of our manufacturing on the world around us. That's why we developed and adopted the SynerGreen® philosophy to make continuous environmental improvements in our processes and products, while practicing sound business principals to focus on satisfying customer needs. In addition, MTS is proud to be the first hospitality banquet seating manufacturer to earn the GREENGUARD® Indoor Air Quality Certification on all of our lines of seating products.

Visit our website at mtsseating.com to find out more about our SynerGreen program and for the big picture in turnkey solutions for every seating setting. Discover performance engineering, ergonomics today's hospitality industry demands, and the design impact to make a lasting statement – whimsical to romantic, retro to regal.

To see the entire line of MTS Seating products, visit www.mtsseating.com.

The MTS Representative in your area is:



Restaurant Look Book

July 2010



MTS Seating
7100 Industrial Drive
Temperance, MI 48182

734-847-3875
FAX: 800-329-0687
www.mtsseating.com

Follow us on:

