

1800 Series Portable Stage



A Perfect Fit.
Built to Last.



Distributed in Canada by

Davidson
FURNITURE SPECIALTIES LTD.

| www.davidsonfurniture.ca |

1800 Stage: Single Height
4'x8' (122x244cm)
Cloud Gray (22) Carpet

SICO® EXCLUSIVES

The SICO® 1800 Series Portable Stage system offers all the advantages of a mobile folding stage in a convenient single or dual height — along with the simplicity of built-in height adjustability. Each stage rolls freely on its own wheels, so there are no heavy sections to lift and carry, and no deck or frame trucks to slow you down.



Configurable

Create multiple configurations that optimize your guest experience and streamline your event staff operations.

Intuitive Design

Stage is designed to be handled and set up by just one person, creating significant labor and cost savings year over year.

Compact Storage

Entire stage folds up compactly for storage. Designed to be a self-contained mobile unit for efficient single-person set-up and easy storage.

1800 Series Stage Features

Heavy-Duty Decks

Over-Center Lock

Hook & Loop Drape Fastener

Glides

Heavy-Duty Casters

Protective Edge Banding

Multiple Deck Surface Options

Transport Lock

Adjustable Legs

Height Adjustment Pin

Attachable Accessories



Stage Legs

Load Bearing Legs: Stage unit rests on 8 direct-to-floor load bearing legs that serve as points of contact to stabilize the stage in the open position. Stage unit is equipped with either single height, or dual height legs.

Single Height Legs: Available in 8" (20cm), 16" (41cm), 24" (61cm), and 32" (81cm) fixed heights.

Dual Height Legs: Telescoping legs allow for easy and convenient height adjustments. Equipped only on dual height stages.

Height Adjustment Pins*: Allows for 8" (20cm) height increments.

- 16" - 24" (41cm - 61cm)
- 24" - 32" (61cm - 81cm)
- 32" - 40" (81cm - 102cm)

Swing Out Legs*: For use when stage is set up at the maximum height. U-shaped leg helps pivot stage into the open position.

Glides: Non-marring glides protect floors and dampen noise.

Unit-to-Unit Connectors

Non-Tiered Connector: Permanently attached spring-loaded yellow connector holds additional stage units securely together when at the same heights. No additional tools required.

Tiered Riser Connector: Built-in black connectors secure additional stages together when units are at different heights. Stage decks slightly overlap in this setup to keep chair legs from sliding through. No additional chair stop is required.

FEATURES & BENEFITS

Stage Deck

Deck Construction: Constructed with durable 5/8" (16mm) thick plywood.

Deck Surface: Complement your deck surface with long wearing carpet or durable scratch-resistant black solid surface options.

Unitized Steel Frame: Constructed with a rigid, one piece arc-welded unitized steel frame for long-lasting strength and durability. Deck is securely anchored to frame for structural integrity.

Deck Edge: A vinyl coated steel deck edge wraps around the perimeter of the stage for long lasting wear and durability.

Hook Fastener: Continuous hook fastener banding placed around the perimeter edges of decking allows for quick and easy attachment of skirting without any clips or pins.

Limited Warranty

Protected by a 3-year warranty against manufacturer's defects. Lifetime warranty on welds. Visit www.sicoinc.com for all warranty details.

Serial Number: Attached to frame for easy identification.

Space Design

Take advantage of our FREE space design service to determine the optimal layout and number of products for your space.

Transport & Storage

Self-Storing Mobile Unit: Designed to be a self contained mobile unit for efficient single person set up and easy storage, resulting in considerable savings in labor and time. No need for additional transport carts, or heavy lifting.

Folding for Transport & Storage: When stage is folded for transport, leg pivot points provide an over-center lock feature that holds the decks in the folded position. A flexible strap connects the folded halves to each other for added security

Heavy Duty Casters: Two fixed and two swiveling heavy duty 5" (13cm) non-marring rubber wheels protect floors, and are designed for long life.

Yellow Wheel Frame: The painted yellow frame identifies the side of stage unit that contains the swiveling wheels.

Load Ratings

Uniformly Distributed Load: 125 psf (6.0 kN/m²).

Sway Load: 5% of uniformly distributed load.

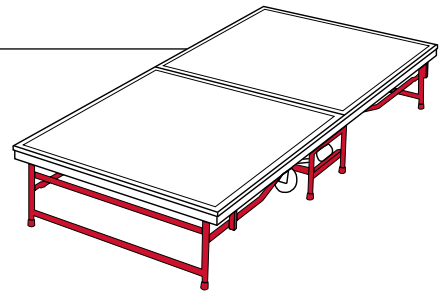
Point Load: 337 lbs (153 kg) on a 2"x2" (5x5cm) area.

*Equipped only on dual height stages.

OPTIONS

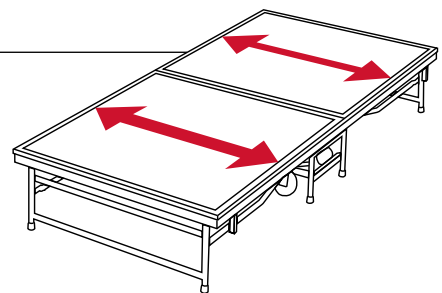
Choose Single or Dual Height

Choose from single or dual height. Dual height stage is ideal for riser configurations. Telescoping legs allow for easy and convenient height adjustments on the fly.



Choose Width

Choose from three width options* 3'x8', 4'x8' and 6'x8' (91x244cm, 122x244cm and 180x244cm). This allows for the ideal configurations for your space while using the fewest number of stages making setup and storage simple and efficient for any type of event.



Choose Deck Surfaces

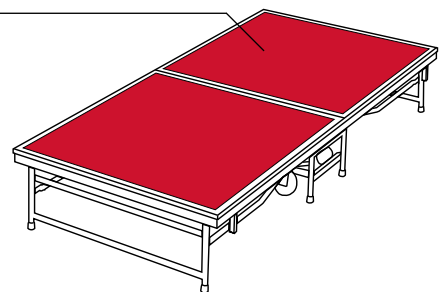
Carpet



Hard Surface (Not available on ADA stage ramps)



All colors are representative only



Choose Accessories

Description	Model No.
Ramp	SAR21?????
Backdrop	SBVM11?Z
Drapes	156?-???????
Drape Caddy	1416-001B
Chair & Table Stop	SAX11CS?

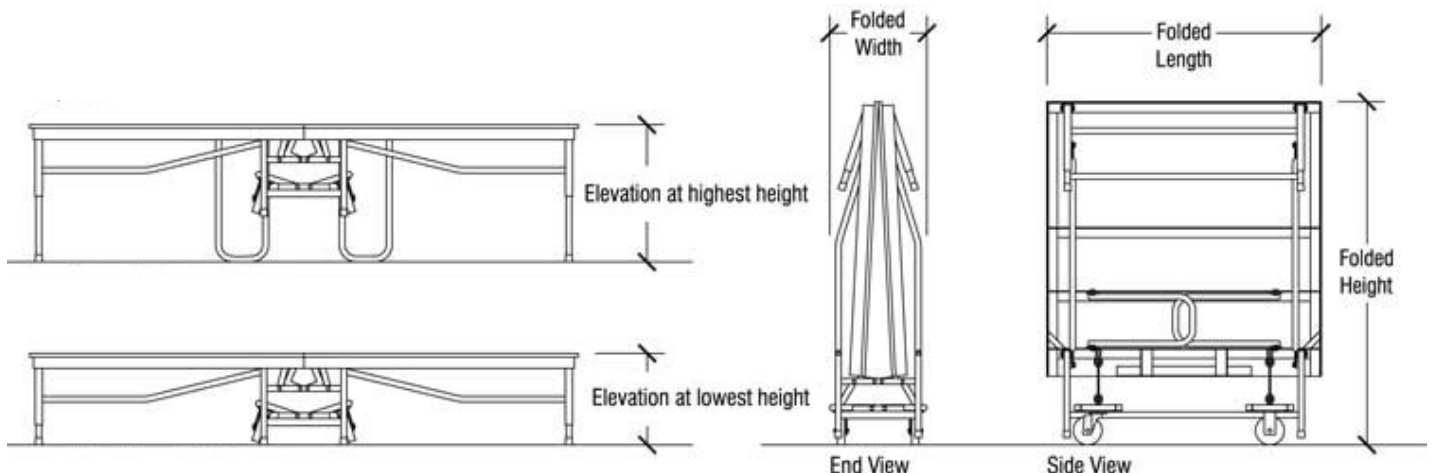
Description	Model No.
Guardrail	1851-2??B
Guardrail Storage Caddy	1412-001B
Modular Steps	SAS21?????
Articulating Steps	SAS31???

? = Customization Option

*Dual Height Stages Only Available in 4'x8' & 6'x8' (122x244cm and 180x244cm)

SPECIFICATIONS

Description	Deck Height	Storage Dimensions (LxWxH)	Weight
Single Height 3' x 8' Deck (91cm x 244cm)	8" (21cm)	36" x 16.5" x 52" (91x42x132cm)	170 lbs. (77kg)
	16" (41cm)	36" x 17" x 60" (91x43x152cm)	189 lbs. (86kg)
	24" (61cm)	36" x 21" x 68" (91x53x173cm)	204 lbs. (93kg)
	32" (81cm)	36" x 21" x 76" (91x53x193cm)	235 lbs. (107kg)
Single Height 4' x 8' Deck (122cm x 244cm)	8" (21cm)	48" x 16.5" x 52" (122x42x132cm)	192 lbs. (87kg)
	16" (41cm)	48" x 17" x 60" (122x43x152cm)	224 lbs. (102kg)
	24" (61cm)	48" x 21" x 68" (122x53x173cm)	244 lbs. (111kg)
	32" (81cm)	48" x 21" x 76" (122x53x193cm)	253 lbs. (115kg)
Single Height 6' x 8' Deck (180cm x 244cm)	8" (21cm)	72" x 16.5" x 52" (183x42x132cm)	300 lbs. (136kg)
	16" (41cm)	72" x 17" x 60" (183x43x152cm)	310 lbs. (141kg)
	24" (61cm)	72" x 21" x 68" (183x53x173cm)	330 lbs. (150kg)
	32" (81cm)	72" x 21" x 76" (183x53x193cm)	340 lbs. (154kg)
Dual Height 4' x 8' Deck (122cm x 244cm)	16" or 24" (41cm or 61cm)	48" x 17" x 60" (122x43x152cm)	250 lbs. (114kg)
	24" or 32" (61cm or 81cm)	48" x 21" x 68" (122x53x173cm)	280 lbs. (127kg)
	32" or 40" (81cm or 101cm)	48" x 21" x 76" (122x53x193cm)	296 lbs. (134kg)
Dual Height 6' x 8' Deck (180cm x 244cm)	16" or 24" (41cm or 61cm)	72" x 17" x 60" (183x43x152cm)	335 lbs. (152kg)
	24" or 32" (61cm or 81cm)	72" x 21" x 68" (183x53x173cm)	365 lbs. (166kg)
	32" or 40" (81cm or 101cm)	72" x 21" x 76" (183x53x193cm)	384 lbs. (174kg)



WANT TO FIND OUT MORE?

Distributed in Canada by

Davidson
FURNITURE SPECIALTIES LTD.

40 Konrad Crescent
Markham, Ontario
Canada L3R 8T4
Tel: (905) 475-8376
Email: sales@davidsonfurniture.ca
www.davidsonfurniture.ca

Visit www.sicoinc.com to see more of our wide variety of innovative products.




©SICO Incorporated
1800 IS - 4/19 - R1 IPG 2K

SICO Incorporated -
Global Headquarters

SICO America Inc.
Tel: 1 800 328 6138
Email: sales@sicoinc.com

SICO Japan Inc.
Tel: +81(3) 3288 0145
Email: info@sico-japan.com

SICO Asia PTE LTD
Tel: (65) 6500 0800
Email: sales@sicoasia.com

SICO Middle East DMCC
Tel: (971) 4 422 8259
Email: sales@sico-me.com

SICO Europe Limited
Tel: +44(0) 1303 234 000
Email: sales@sico-europe.com

SICO South Pacific Limited
Tel: +61(2) 4336 1333
Email: sales@sicosp.com.au